

The SCAS “Top 100 Settlements Quarterly Report” identifies the largest securities class action settlements filed after the passage of the Private Securities Litigation Reform Act of 1995, ranked by the total value of the settlement fund.

The Top 100 Settlements Quarterly Report provides a wealth of information, including the settlement date, filing court and settlement fund, as well as identifies the key players for each settlement.

The report, which is updated and circulated quarterly, is broken down into the following categories:

### [Top 100 Settlements Quarterly Report](#)

The Front Page provides the complete list of the Top 100 Securities Class Action Settlements, ranked according to the Total Settlement Amount, and provides information on the filing court, settlement year and settlement fund. The SCAS Top 100 does not include non-US cases and the SEC disgorgements. Cases with the same settlement amount are given the same ranking.

For cases with multiple partial settlements, the amount indicated in the Total Settlement Amount is put together by combining all partial settlements. The settlement year reflects the most recent settlement approved by the Court.

Cases in the Top 100 settlements are limited to those that have been filed on or after January 1, 1996. Only final settlements are included. Data on SEC settlements are not included, but rather compiled in a separate list—The Top 30 SEC Disgorgements.

### [Top 100 1996-2009](#)

The Top 100 1996-2009 section provides a chart of the cases in the Top 100 Settlements Quarterly Report, categorized by Settlement Year. The Settlement Year corresponds to the year in which the hearing to grant final approval to the settlement, or the most recent partial settlement, occurred.

### [Institutional Lead Plaintiff Participation](#)

The Inst. Lead Plaintiff section displays the number of cases in the Top 100 involving Institutional Lead Plaintiffs and also identifies the institutional investors serving as Institutional Lead Plaintiff.

### [Lead Counsel Participation](#)

The Lead Counsel Participation section lists the law firms that served as lead or co-lead counsel for each litigation in the Top 100 settlements and identifies the most frequent lead or co-lead counsel appearing in the Top 100.

### [Claims Administrators](#)

The Claims Administrators section lists the claims administrators who have handled the Top 100 settlements and identifies the most frequent claims administrators in the Top 100.

### [Top 30 SEC Disgorgements](#)

The Top 30 SEC Disgorgements section provides a list of the largest SEC settlements, ranked according to the Total Settlement Amount. The Total Settlement Amount reflects the sum of disgorgement and civil penalties in settlements reached with the SEC. The Top 30 SEC Disgorgements includes only those where the distribution plan has received final approval. Cases with the same settlement amount are given the same ranking.

## Top 100 Settlements Quarterly Report

Rank	Case Name	Court	Settlement Year	Total Settlement Amount
1	Enron Corp.	S.D. Tex.	2007	\$7,230,500,000
2	WorldCom, Inc.	S.D.N.Y.	2005	\$6,156,100,670
3	Cendant Corp.	D. N.J.	2000	\$3,318,250,000
4	Tyco International, Ltd	D. N.H.	2007	\$3,200,000,000
5	AOL Time Warner, Inc.	S.D.N.Y.	2006	\$2,500,000,000
6	Nortel Networks Corp. I	S.D.N.Y.	2006	\$1,142,775,308
7	Royal Ahold, N.V.	D. Md.	2006	\$1,100,000,000
8	Nortel Networks Corp. II	S.D.N.Y.	2006	\$1,074,265,298
9	McKesson HBOC Inc.	N.D. Cal.	2008	\$1,042,500,000
10	UnitedHealth Group, Inc.	D. Minn.	2009	\$925,500,000
11	Xerox Corp.	D. Conn.	2009	\$750,000,000
12	Lucent Technologies, Inc.	D. N.J.	2003	\$667,000,000
13	Cardinal Health, Inc.	S.D. Ohio	2007	\$600,000,000
14	HealthSouth Corp.	N.D. Ala.	2009	\$554,000,000
15	BankAmerica Corp.	E.D. Mo.	2004	\$490,000,000
16	Merrill Lynch & Co., Inc.	S.D.N.Y.	2009	\$475,000,000
17	Dynegy, Inc.	S.D. Tex.	2005	\$474,050,000
18	Adelphia Communications Corp.	S.D.N.Y.	2006	\$460,000,000
18	Raytheon Company	D. Mass.	2004	\$460,000,000
20	Waste Management Inc. II	S.D. Tex.	2003	\$457,000,000
21	Global Crossing, Ltd.	S.D.N.Y.	2007	\$447,800,000
22	Qwest Communications International, Inc.	D. Colo.	2009	\$445,000,000
23	Federal Home Loan Mortgage Corp. (Freddie Mac)	S.D.N.Y.	2006	\$410,000,000
24	Cendant Corp. (PRIDES)	D. N.J.	2006	\$374,000,000
25	Delphi Corp.	E.D. Mich.	2008	\$322,350,000
26	Rite Aid Corp.	E.D. Pa.	2003	\$319,580,000
27	Williams Companies, Inc.	N.D. Okla.	2007	\$311,000,000
28	General Motors Corp.	E.D. Mich.	2009	\$303,000,000
29	Bristol-Myers Squibb Co.	S.D.N.Y.	2004	\$300,000,000
29	DaimlerChrysler AG	D. Del.	2003	\$300,000,000
29	Oxford Health Plans Inc.	S.D.N.Y.	2003	\$300,000,000
32	El Paso Corp.	S.D. Tex.	2007	\$285,000,000
33	Tenet Healthcare Corp.	C.D. Cal.	2008	\$281,500,000
34	3Com Corp.	N.D. Cal.	2001	\$259,000,000

Rank	Case Name	Court	Settlement Year	Total Settlement Amount
35	Waste Management Inc.	N.D. III.	1999	\$220,000,000
36	Sears, Roebuck & Co.	N.D. III.	2006	\$215,000,000
37	CMS Energy Corp.	E.D. Mich.	2007	\$200,000,000
38	Safety-Kleen Corp. (Bondholders)	D. S.C.	2006	\$197,622,944
39	MicroStrategy, Inc.	E.D. Va.	2001	\$192,500,000
40	Motorola, Inc.	N.D. III.	2007	\$190,000,000
41	Bristol-Myers Squibb Co.	D. N.J.	2006	\$185,000,000
42	Dollar General Corp.	M.D. Tenn.	2002	\$162,000,000
43	Brocade Communications Systems, Inc.	N.D. Cal.	2009	\$160,098,500
44	Bennett Funding Group, Inc.	S.D.N.Y.	2003	\$152,635,000
45	AT&T Wireless Tracking Stock	S.D.N.Y.	2006	\$150,000,000
45	Broadcom Corp.	C.D. Cal.	2005	\$150,000,000
47	TXU Corp.	N.D. Tex.	2005	\$149,750,000
48	Sumitomo (Copper Trading) Corp.	S.D.N.Y.	2001	\$149,250,000
49	Charter Communications, Inc.	E.D. Mo.	2005	\$146,250,000
50	Sunbeam Corp.	S.D. Fla.	2002	\$140,995,187
51	Refco, Inc.	S.D.N.Y.	2007	\$140,000,000
52	Biovail Corp.	S.D.N.Y.	2008	\$ 138,000,000
53	The Coca-Cola Company	N.D. Ga.	2008	\$ 137,500,000
53	Electronic Data Systems Corp.	E.D. Tex.	2006	\$137,500,000
55	Informix Corp.	N.D. Cal.	1999	\$136,500,000
56	Computer Associates International, Inc.	E.D.N.Y.	2003	\$133,551,000
57	Doral Financial Corp.	S.D.N.Y.	2007	\$130,000,000
58	Edward D. Jones & Co., L.P.	E.D. Mo. / Missouri Circuit Court	2007	\$127,500,000
59	Mattel, Inc.	C.D. Cal.	2003	\$122,000,000
60	Lernout & Hauspie Speech Products N.V.	D. Mass.	2005	\$120,520,000
61	Bank One Corp. (First Chicago NBD)	N.D. III.	2005	\$120,000,000
61	Deutsche Telekom AG	S.D.N.Y.	2005	\$120,000,000
61	Conseco, Inc.	S.D. Ind.	2002	\$120,000,000
64	Mercury Interactive Corp.	N.D. Cal.	2008	\$ 117,500,000
65	The Interpublic Group of Companies, Inc.	S.D.N.Y.	2004	\$115,000,000
66	Ikon Office Solutions, Inc.	E.D. Pa.	2000	\$111,380,000
67	CVS Corp.	D. Mass.	2005	\$110,000,000
67	DPL Inc. (Federal Class Settlement)	S.D. Ohio	2003	\$110,000,000
69	Homestore.com, Inc.	C.D. Cal.	2009	\$107,421,216

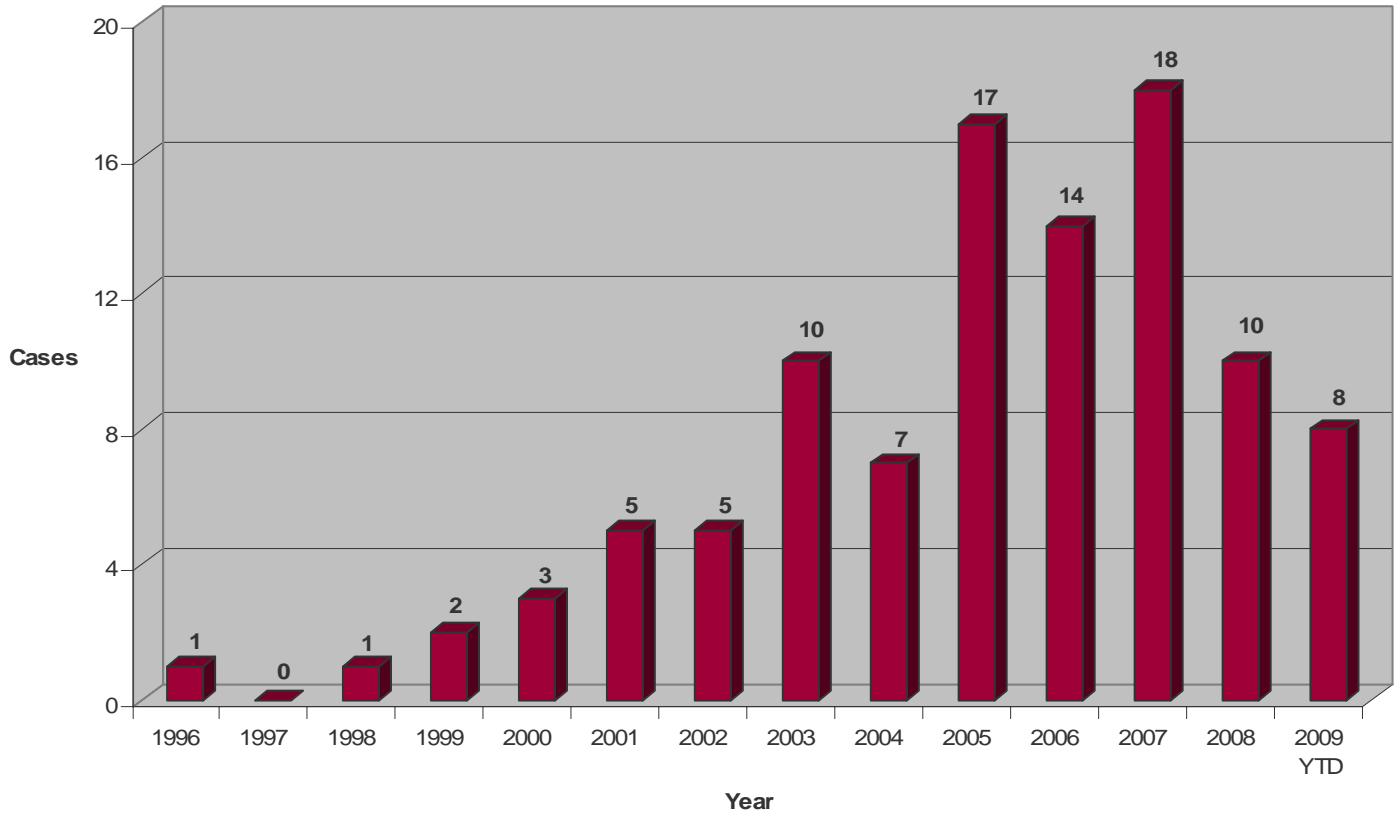
Rank	Case Name	Court	Settlement Year	Total Settlement Amount
70	Prison Realty Trust Inc.	M.D. Tenn.	2001	\$104,129,480
71	Symbol Technologies, Inc.	E.D.N.Y.	2004	\$102,000,000
72	American Express Financial Advisors	S.D.N.Y.	2007	\$100,000,000
72	AT&T Corp.	D. N.J.	2005	\$100,000,000
72	Honeywell International, Inc.	D. N.J.	2004	\$100,000,000
75	Cisco Systems, Inc.	N.D. Cal.	2006	\$99,250,000
76	Fleming Companies, Inc.	E.D. Tex.	2005	\$93,950,000
77	CIGNA Corp.	E.D. Pa.	2007	\$93,000,000
78	Gemstar-TV Guide International, Inc.	C.D. Cal.	2005	\$92,500,000
78	Boeing Co.	W.D. Wash.	2002	\$92,500,000
80	OM Group, Inc.	N.D. Ohio	2005	\$92,400,000
81	New York Life Insurance Co.	S.D. Fla.	1996	\$90,000,000
82	Royal Dutch Petroleum Company/The Shell Transport and Trading Company PLC	D. N.J.	2008	\$ 89,508,000
83	i2 Technologies, Inc.	N.D. Tex.	2005	\$87,750,000
84	Legato Systems Inc.	N.D. Cal.	2002	\$85,000,000
85	FirstEnergy Corp.	N.D. Ohio	2004	\$84,900,000
86	Converium Holding AG	S.D.N.Y.	2008	\$ 84,600,000
87	Real Estate Associates Limited Partnership	C.D. Cal.	2003	\$83,000,000
88	Aetna Inc.	E.D. Pa.	2000	\$82,500,000
89	Hanover Compressor Co.	S.D. Tex.	2007	\$82,000,000
90	Priceline.com, Inc.	D. Conn.	2007	\$80,000,000
90	Xcel Energy, Inc.	D. Minn.	2005	\$80,000,000
92	Vesta Insurance Group, Inc.	N.D. Ala.	2008	\$79,950,000
93	Philip Services Corp.	S.D.N.Y.	2007	\$79,750,000
94	VeriSign, Inc.	N.D. Cal.	2007	\$78,000,000
94	Medaphis Corp.	N.D. Ga.	1998	\$78,000,000
96	The St. Paul Travelers Companies, Inc.	D. Minn.	2008	\$ 77,000,000
97	Krispy Kreme Doughnuts, Inc.	M.D. N.C.	2007	\$75,000,000
97	Reliant Resources, Inc.	S.D. Tex.	2006	\$75,000,000
97	Elan Corp., plc	S.D.N.Y.	2005	\$75,000,000
97	ImClone Systems Inc.	S.D.N.Y.	2005	\$75,000,000
97	Alcatel Alsthom S.A.	E.D. Tex.	2001	\$75,000,000

\*\*\* "Settlement Year" for cases that include multiple settlements reflects the most recent settlement.

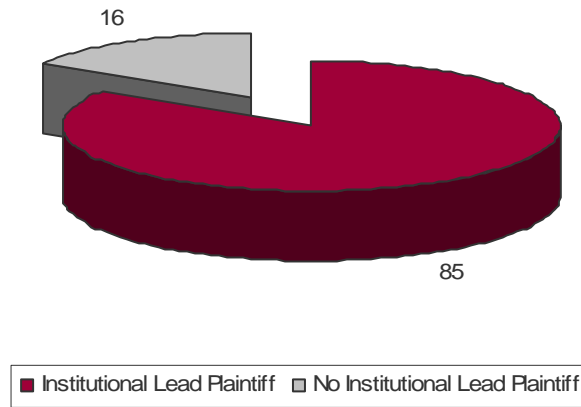
\*\*\* Settlements that have the same amount are given the same ranking

\*\*\* To be eligible for the Top 100 Settlements, cases must have been filed after January 1, 1996 and the settlement must have been approved by the Court.

## Top 100 Settlements from 1996-2009



## Institutional Lead Plaintiff Participation



## Institutional Lead Plaintiff Participation

Cases Listed in Top 100 Settlements Categorized by Total Settlement Amount

Rank	Case Name	Total Settlement Amount	Settlement Year	Institutional Plaintiff	Institutional Lead Plaintiff
1	Enron Corp.	\$ 7,230,500,000	2007	Yes	<ul style="list-style-type: none"> <li>▪ Regents of the University of California</li> </ul>
2	WorldCom, Inc.	\$ 6,156,100,670	2005	Yes	<ul style="list-style-type: none"> <li>▪ New York State Common Retirement Fund</li> </ul>
3	Cendant Corp.	\$ 3,318,250,000	2000	Yes	<ul style="list-style-type: none"> <li>▪ California Public Employees' Retirement System</li> <li>▪ New York State Common Retirement Fund</li> <li>▪ New York City Pension Funds</li> </ul>
4	Tyco International, Ltd.	\$ 3,200,000,000	2007	Yes	<ul style="list-style-type: none"> <li>▪ Louisiana State Employees Retirement System</li> <li>▪ Plumbers &amp; Pipefitters National Pension Fund</li> <li>▪ Teachers' Retirement System of Louisiana</li> <li>▪ United Association Office Employees Pension Plan</li> <li>▪ United Association of Local Union Officers &amp; Employees Pension</li> <li>▪ United Association General Officers Pension Plan</li> <li>▪ Voyageur Asset Management</li> </ul>
5	AOL Time Warner, Inc.	\$ 2,500,000,000	2006	Yes	<ul style="list-style-type: none"> <li>▪ Minnesota State Board of Investment</li> </ul>
6	Nortel Networks Corp. I	\$ 1,142,775,308	2006	Yes	<ul style="list-style-type: none"> <li>▪ Ontario Public Service Employees' Union Pension Plan Trust Fund</li> </ul>
7	Royal Ahold, N.V.	\$ 1,100,000,000	2006	Yes	<ul style="list-style-type: none"> <li>▪ Public Employees' Retirement Association of Colorado</li> <li>▪ Generic Trading of Philadelphia, LLC</li> </ul>
8	Nortel Networks Corp. II	\$ 1,074,265,298	2006	Yes	<ul style="list-style-type: none"> <li>▪ Ontario Teachers' Pension Plan Board</li> <li>▪ Department of the Treasury of the State of New Jersey and its Division of Investment</li> </ul>
9	McKesson HBOC Inc.	\$ 1,042,500,000	2008	Yes	<ul style="list-style-type: none"> <li>▪ New York State Common Retirement Fund</li> </ul>
10	UnitedHealth Group, Inc.	\$ 925,500,000	2009	Yes	<ul style="list-style-type: none"> <li>▪ California Public Employees' Retirement System</li> </ul>
11	Xerox Corp. (2000)	\$ 750,000,000	2009	Yes	<ul style="list-style-type: none"> <li>▪ Louisiana State Employees Retirement System</li> </ul>
12	Lucent Technologies, Inc.	\$ 667,000,000	2003	Yes	<ul style="list-style-type: none"> <li>▪ Employers-Teamsters Local 175 &amp; 505 Pension Trust Fund Plan</li> <li>▪ The Parnassus Fund</li> <li>▪ The Parnassus Income Trust/Equity Fund</li> </ul>

Rank	Case Name	Total Settlement Amount	Settlement Year	Institutional Plaintiff	Institutional Lead Plaintiff
13	Cardinal Health, Inc.	\$ 600,000,000	2007	Yes	<ul style="list-style-type: none"> <li>▪ Amalgamated Bank</li> <li>▪ California Ironworkers Field Trust Funds</li> <li>▪ New Mexico State Investment Council</li> <li>▪ PACE Industry Union Management Pension Fund</li> </ul>
14	HealthSouth Corp.	\$ 554,000,000	2009	Yes	<ul style="list-style-type: none"> <li>▪ Central States, Southeast and Southwest Area Pension Fund</li> <li>▪ Educational Retirement Board of New Mexico</li> <li>▪ New Mexico State Investment Council</li> <li>▪ Retirement Systems of Alabama</li> <li>▪ Michigan Retirement Systems</li> </ul>
15	BankAmerica Corp.	\$ 490,000,000	2004	No	-
16	Merrill Lynch & Co., Inc.	\$ 475,000,000	2009	Yes	<ul style="list-style-type: none"> <li>▪ State Teachers Retirement System of Ohio</li> </ul>
17	Dynegy, Inc.	\$ 474,050,000	2005	Yes	<ul style="list-style-type: none"> <li>▪ Regents of the University of California</li> </ul>
18	Adelphia Communications Corp.	\$ 460,000,000	2006	Yes	<ul style="list-style-type: none"> <li>▪ Eminence Capital, LLC</li> <li>▪ Argent Classic Convertible Arbitrage Fund L.P.</li> <li>▪ Argent Classic Convertible Arbitrage Fund (Bermuda) L.P.</li> <li>▪ Argent Lowlev Convertible Arbitrage Fund Ltd.</li> <li>▪ UBS O'Connor LLC f/b/o UBS Global Equity Arbitrage Master Ltd.</li> <li>▪ UBS O'Connor LLC f/b/o UBS Global Convertible Portfolio</li> </ul>
18	Raytheon Company	\$ 460,000,000	2004	Yes	<ul style="list-style-type: none"> <li>▪ New York State Common Retirement Fund</li> </ul>
20	Waste Management Inc. II	\$ 457,000,000	2003	Yes	<ul style="list-style-type: none"> <li>▪ Connecticut Retirement Plans and Trust Funds</li> </ul>
21	Global Crossing, Ltd.	\$ 447,800,000	2007	Yes	<ul style="list-style-type: none"> <li>▪ Ohio Public Employees Retirement System</li> <li>▪ State Teachers Retirement System of Ohio</li> </ul>
22	Qwest Communications International, Inc.	\$ 445,000,000	2009	Yes	<ul style="list-style-type: none"> <li>▪ New England Healthcare Employees Pension Fund</li> </ul>
23	Federal Home Loan Mortgage Corp. (Freddie Mac)	\$ 410,000,000	2006	Yes	<ul style="list-style-type: none"> <li>▪ Ohio Public Employees Retirement System</li> <li>▪ State Teachers Retirement System of Ohio</li> </ul>
24	Cendant Corp. (PRIDES)	\$ 374,000,000	2006	Yes	<ul style="list-style-type: none"> <li>▪ Welch &amp; Forbes, Inc.</li> </ul>
25	Delphi Corp.	\$ 322,350,000	2008	Yes	<ul style="list-style-type: none"> <li>▪ Mississippi Public Employees' Retirement System</li> <li>▪ Raiffeisen Kapitalanlage- Gesellschaft</li> <li>▪ Stichting Pensioenfonds ABP</li> <li>▪ Teachers' Retirement System of Oklahoma</li> </ul>

Rank	Case Name	Total Settlement Amount	Settlement Year	Institutional Plaintiff	Institutional Lead Plaintiff
26	Rite Aid Corp.	\$ 319,580,000	2003	No	-
27	Williams Companies, Inc.	\$ 311,000,000	2007	Yes	<ul style="list-style-type: none"> <li>▪ Arkansas Teacher Retirement System</li> <li>▪ Ontario Teachers' Pension Plan Board</li> </ul>
28	General Motors Corp.	\$ 303,000,000	2009	Yes	<ul style="list-style-type: none"> <li>▪ Deka International S.A. Luxembourg</li> <li>▪ Deka Investment GMBH</li> </ul>
29	Bristol-Myers Squibb Co.	\$ 300,000,000	2004	Yes	<ul style="list-style-type: none"> <li>▪ Louisiana State Employees Retirement System</li> <li>▪ Fresno County Employees' Retirement Assoc.</li> <li>▪ Teachers' Retirement System of Louisiana</li> <li>▪ General Retirement System of the City of Detroit</li> </ul>
29	DaimlerChrysler AG	\$ 300,000,000	2003	Yes	<ul style="list-style-type: none"> <li>▪ Florida State Board of Administration</li> <li>▪ Policemen's Annuity &amp; Benefit Fund of Chicago</li> <li>▪ Municipal Employees' Annuity &amp; Benefit Fund of Chicago</li> <li>▪ Denver Employees' Retirement Plan</li> </ul>
29	Oxford Health Plans, Inc.	\$ 300,000,000	2003	Yes	<ul style="list-style-type: none"> <li>▪ Colorado Public Employees' Retirement Association</li> <li>▪ PBHG Funds, Inc.</li> </ul>
32	El Paso Corp.	\$ 285,000,000	2007	Yes	<ul style="list-style-type: none"> <li>▪ Jacksonville Police &amp; Fire Pension Fund</li> <li>▪ Oklahoma Firefighters Pension and Retirement System</li> </ul>
33	Tenet Healthcare Corp.	\$ 281,500,000	2008	Yes	<ul style="list-style-type: none"> <li>▪ Department of the Treasury of the State of New Jersey and its Division of Investment</li> </ul>
34	3Com Corp.	\$ 259,000,000	2001	Yes	<ul style="list-style-type: none"> <li>▪ Louisiana School Employees' Retirement System</li> <li>▪ Louisiana Municipal Police Employees' Retirement System</li> </ul>
35	Waste Management Inc.	\$ 220,000,000	1999	Yes	<ul style="list-style-type: none"> <li>▪ Jackson Grosvenor, Ltd.</li> <li>▪ Innovative Technologies Corp.</li> <li>▪ RML Limited Group</li> </ul>
36	Sears, Roebuck & Co.	\$ 215,000,000	2006	Yes	<ul style="list-style-type: none"> <li>▪ Department of the Treasury of the State of New Jersey and its Division of Investment</li> </ul>
37	CMS Energy Corp.	\$ 200,000,000	2007	Yes	<ul style="list-style-type: none"> <li>▪ Andover Brokerage, LLC</li> </ul>
38	Safety-Kleen Corp. (Bondholders)	\$ 197,622,944	2006	Yes	<ul style="list-style-type: none"> <li>▪ American High-Income Trust</li> <li>▪ State Street Research Income Trust</li> </ul>
39	MicroStrategy, Inc.	\$ 192,500,000	2001	Yes	<ul style="list-style-type: none"> <li>▪ Local 144 Nursing Home Pension Fund</li> </ul>
40	Motorola, Inc.	\$ 190,000,000	2007	Yes	<ul style="list-style-type: none"> <li>▪ Department of the Treasury of the State of New Jersey and its Division of Investment</li> </ul>

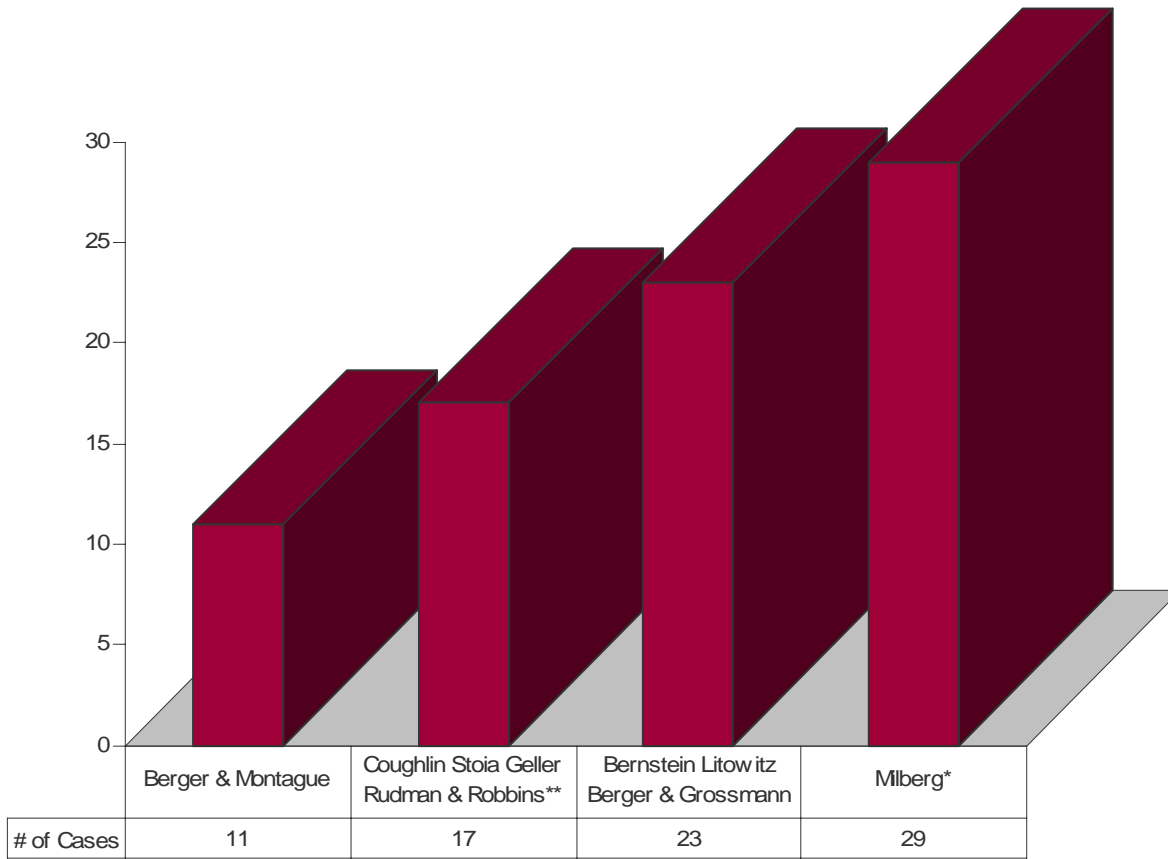
Rank	Case Name	Total Settlement Amount	Settlement Year	Institutional Plaintiff	Institutional Lead Plaintiff
41	Bristol-Myers Squibb Co.	\$ 185,000,000	2006	Yes	<ul style="list-style-type: none"> <li>▪ Long View Collective Investment Fund of the Amalgamated Bank</li> </ul>
42	Dollar General Corp.	\$ 162,000,000	2002	Yes	<ul style="list-style-type: none"> <li>▪ Teachers' Retirement System of Louisiana</li> <li>▪ Florida State Board of Administration</li> </ul>
43	Brocade Communications Systems, Inc.	\$ 160,098,500	2009	Yes	<ul style="list-style-type: none"> <li>▪ Arkansas Public Employees Retirement System</li> </ul>
44	Bennett Funding Group, Inc.	\$ 152,635,000	2003	No	-
45	AT&T Wireless Tracking Stock	\$ 150,000,000	2006	Yes	<ul style="list-style-type: none"> <li>▪ Soft Drink and Brewery Workers Union Local 812 Retirement Fund</li> </ul>
45	Broadcom Corp.	\$ 150,000,000	2005	Yes	<ul style="list-style-type: none"> <li>▪ Minnesota State Board of Investment</li> </ul>
47	TXU Corp.	\$ 149,750,000	2005	Yes	<ul style="list-style-type: none"> <li>▪ Plumbers &amp; Pipefitters National Pension Fund</li> </ul>
48	Sumitomo (Copper Trading) Corp.	\$ 149,250,000	2001	No	-
49	Charter Communications, Inc.	\$ 146,250,000	2005	Yes	<ul style="list-style-type: none"> <li>▪ Stoneridge Investment Partners</li> </ul>
50	Sunbeam Corp.	\$ 140,995,187	2002	Yes	<ul style="list-style-type: none"> <li>▪ CWA/ITU Negotiated Pension Plan</li> <li>▪ Generic Trading Associates, LLC</li> <li>▪ Smith Asset Management</li> </ul>
51	Refco, Inc.	\$ 140,000,000	2007	Yes	<ul style="list-style-type: none"> <li>▪ Pacific Investment Management Company LLC</li> <li>▪ RH Capital Associates LLC</li> </ul>
52	Biovail Corp.	\$ 138,000,000	2008	Yes	<ul style="list-style-type: none"> <li>▪ Local 282 Welfare Trust Fund</li> <li>▪ Ontario Teachers' Pension Plan Board</li> </ul>
53	The Coca-Cola Company	\$ 137,500,000	2008	Yes	<ul style="list-style-type: none"> <li>▪ 1199 SEIU Greater New York Pension Fund (f/k/a Local 144 Nursing Home Pension Fund)</li> <li>▪ Carpenters Health &amp; Welfare Fund of Philadelphia &amp; Vicinity</li> </ul>
53	Electronic Data Systems Corp.	\$ 137,500,000	2006	Yes	<ul style="list-style-type: none"> <li>▪ Department of the Treasury of the State of New Jersey and its Division of Investment</li> </ul>
55	Informix Corp.	\$ 136,500,000	1999	Yes	<ul style="list-style-type: none"> <li>▪ Gateway Partner LLC</li> </ul>
56	Computer Associates International, Inc.	\$ 133,551,000	2003	Yes	<ul style="list-style-type: none"> <li>▪ Employers-Teamsters Local 175 &amp; 505 Pension Trust Fund Plan</li> <li>▪ Local 144 Nursing Home Pension Fund</li> </ul>
57	Doral Financial Corp.	\$ 130,000,000	2007	Yes	<ul style="list-style-type: none"> <li>▪ West Virginia Investment Management Board</li> </ul>
58	Edward D. Jones & Co., L.P.	\$ 127,500,000	2007	No	-
59	Mattel, Inc.	\$ 122,000,000	2003	Yes	<ul style="list-style-type: none"> <li>▪ Birmingham Retirement &amp; Relief Fund</li> </ul>

Rank	Case Name	Total Settlement Amount	Settlement Year	Institutional Plaintiff	Institutional Lead Plaintiff
60	Lernout & Hauspie Speech Products N.V.	\$ 120,520,000	2005	No	-
61	Bank One Corp. (First Chicago NBD)	\$ 120,000,000	2005	No	-
61	Deutsche Telekom AG	\$ 120,000,000	2005	No	-
61	Conseco, Inc.	\$ 120,000,000	2002	Yes	<ul style="list-style-type: none"> <li>▪ Anchorage Police &amp; Fire Retirement System</li> <li>▪ Louisiana State Firefighters' Retirement System</li> </ul>
64	Mercury Interactive Corp.	\$ 117,500,000	2008	Yes	<ul style="list-style-type: none"> <li>▪ City of Sterling Heights General Employees Retirement System</li> <li>▪ City of Dearborn Heights Police and Fire Retirement System</li> <li>▪ Steamship Trade Association/International Longshoremen's Association Pension Fund</li> <li>▪ Charter Township of Clinton Police &amp; Fire Pension System</li> </ul>
65	The Interpublic Group of Companies, Inc.	\$ 115,000,000	2004	Yes	<ul style="list-style-type: none"> <li>▪ Private Asset Management</li> </ul>
66	Ikon Office Solutions, Inc.	\$ 111,380,000	2000	Yes	<ul style="list-style-type: none"> <li>▪ Philadelphia Board of Pensions &amp; Retirement</li> </ul>
67	CVS Corp.	\$ 110,000,000	2005	Yes	<ul style="list-style-type: none"> <li>▪ Plumbers &amp; Pipefitters National Pension Fund</li> </ul>
67	DPL Inc. (Federal Class Settlement)	\$ 110,000,000	2003	Yes	<ul style="list-style-type: none"> <li>▪ The Buckeye Electric Company Retirement Plan</li> <li>▪ Pipefitters Local 522 &amp; 633 Pension Trust Fund</li> </ul>
69	Homestore.com, Inc.	\$ 107,421,216	2009	Yes	<ul style="list-style-type: none"> <li>▪ California State Teachers' Retirement System</li> </ul>
70	Prison Realty Trust Inc.	\$ 104,129,480	2001	No	-
71	Symbol Technologies, Inc.	\$ 102,000,000	2004	Yes	<ul style="list-style-type: none"> <li>▪ Louisiana Sheriffs' Pension and Relief Fund</li> <li>▪ Louisiana Municipal Police Employees' Retirement System</li> <li>▪ City of Miami General Employees' &amp; Sanitation Employees Ret. Trust</li> </ul>
72	American Express Financial Advisors	\$ 100,000,000	2007	No	-
72	AT&T Corp.	\$ 100,000,000	2005	Yes	<ul style="list-style-type: none"> <li>▪ New Hampshire Retirement System</li> </ul>
72	Honeywell International, Inc.	\$ 100,000,000	2004	Yes	<ul style="list-style-type: none"> <li>▪ Local 144 Nursing Home Pension Fund</li> <li>▪ City of Monroe Employees' Retirement System</li> <li>▪ Jefferson State Bank</li> </ul>
75	Cisco Systems, Inc.	\$ 99,250,000	2006	Yes	<ul style="list-style-type: none"> <li>▪ Carpenters Pension Fund of Illinois</li> <li>▪ Central States, Southeast and Southwest Areas Pension Fund</li> <li>▪ Plumbers &amp; Pipefitters National Pension Fund</li> </ul>
76	Fleming Companies, Inc.	\$ 93,950,000	2005	Yes	<ul style="list-style-type: none"> <li>▪ Jackson Capital Management, LLC</li> </ul>
77	CIGNA Corp.	\$ 93,000,000	2007	Yes	<ul style="list-style-type: none"> <li>▪ Pennsylvania State Employees' Retirement System</li> </ul>

Rank	Case Name	Total Settlement Amount	Settlement Year	Institutional Plaintiff	Institutional Lead Plaintiff
78	Gemstar-TV Guide International, Inc.	\$ 92,500,000	2005	Yes	<ul style="list-style-type: none"> <li>▪ Teachers' Retirement System of Louisiana</li> <li>▪ General Retirement System of the City of Detroit</li> </ul>
78	Boeing Co.	\$ 92,500,000	2002	No	-
80	OM Group, Inc.	\$ 92,400,000	2005	Yes	<ul style="list-style-type: none"> <li>▪ Policemen &amp; Firemen Retirement System of the City of Detroit</li> </ul>
81	New York Life Insurance Co.	\$ 90,000,000	1996	No	-
82	Royal Dutch Petroleum Company/The Shell Transport and Trading Company PLC	\$ 89,508,000	2008	Yes	<ul style="list-style-type: none"> <li>▪ Pennsylvania State Employees' Retirement System</li> <li>▪ Pennsylvania Public School Employees' Retirement System</li> </ul>
83	i2 Technologies, Inc.	\$ 87,750,000	2005	Yes	<ul style="list-style-type: none"> <li>▪ Kansas Public Employees' Retirement System</li> </ul>
84	Legato Systems Inc.	\$ 85,000,000	2002	Yes	<ul style="list-style-type: none"> <li>▪ Policemen and Fireman Retirement System of the City of Detroit</li> </ul>
85	FirstEnergy Corp.	\$ 84,900,000	2004	Yes	<ul style="list-style-type: none"> <li>▪ Central Laborers' Pension Fund</li> <li>▪ City of Sterling Heights General Employees Retirement System</li> </ul>
86	Converium Holding AG	\$ 84,600,000	2008	Yes	<ul style="list-style-type: none"> <li>▪ Mississippi Public Employees' Retirement System</li> <li>▪ Avalon Holdings, Inc.</li> </ul>
87	Real Estate Associates Limited Partnership	\$ 83,000,000	2003	No	-
88	Aetna Inc.	\$ 82,500,000	2000	Yes	<ul style="list-style-type: none"> <li>▪ Rainbow Fund Inc.</li> </ul>
89	Hanover Compressor Co.	\$ 82,000,000	2007	Yes	<ul style="list-style-type: none"> <li>▪ Pirelli Armstrong Tire Corporation Retiree Medical Benefits Trust</li> <li>▪ Plumbers &amp; Steamfitters Local 137 Pension Fund</li> <li>▪ Specialists DPM</li> <li>▪ 720 Capital Management LLC</li> </ul>
90	Priceline.com, Inc.	\$ 80,000,000	2007	Yes	<ul style="list-style-type: none"> <li>▪ Leisinger Pension Fund</li> <li>▪ Amerindo Investment Advisors, Inc.</li> </ul>
90	Xcel Energy, Inc.	\$ 80,000,000	2005	Yes	<ul style="list-style-type: none"> <li>▪ Chips Investments Limited Partnership</li> <li>▪ Lloyd &amp; Barbara Amundson Charity Foundation</li> <li>▪ Lake Benton Bancorporation, Inc.</li> <li>▪ L.A. Amundson Scholarships, Inc.</li> </ul>
92	Vesta Insurance Group, Inc.	\$ 79,950,000	2008	Yes	<ul style="list-style-type: none"> <li>▪ Pointers, Cleaners &amp; Caulkers Local 1 Pension Fund</li> <li>▪ Florida State Board of Administration</li> </ul>
93	Philip Services Corp.	\$ 79,750,000	2007	No	-

Rank	Case Name	Total Settlement Amount	Settlement Year	Institutional Plaintiff	Institutional Lead Plaintiff
94	VeriSign, Inc.	\$ 78,000,000	2007	Yes	<ul style="list-style-type: none"> <li>▪ Sheet Metal Workers' Local Union No. 19 Pension Fund</li> <li>▪ Wilson Telephone Company, Inc.</li> <li>▪ Oregon Telephone Company</li> </ul>
94	Medaphis Corp.	\$ 78,000,000	1998	No	-
96	The St. Paul Travelers Companies, Inc.	\$ 77,000,000	2008	Yes	<ul style="list-style-type: none"> <li>▪ Educational Retirement Board of New Mexico</li> </ul>
97	Krispy Kreme Doughnuts, Inc.	\$ 75,000,000	2007	Yes	<ul style="list-style-type: none"> <li>▪ Alaska Electrical Pension Fund</li> <li>▪ City of St. Clair Shores Police &amp; Fire Retirement System</li> <li>▪ City of Sterling Heights General Employees Retirement System</li> <li>▪ Pompano Beach Police &amp; Firefighters Retirement System</li> </ul>
97	Reliant Resources, Inc.	\$ 75,000,000	2006	Yes	<ul style="list-style-type: none"> <li>▪ Louisiana Municipal Police Employees' Retirement System</li> <li>▪ Louisiana School Employees' Retirement System</li> <li>▪ Boca Raton Police and Firefighters Retirement System</li> </ul>
97	Elan Corp., plc	\$ 75,000,000	2005	Yes	<ul style="list-style-type: none"> <li>▪ S&amp;T Investment Company</li> </ul>
97	ImClone Systems Inc.	\$ 75,000,000	2005	No	-
97	Alcatel Alsthom S.A.	\$ 75,000,000	2001	Yes	<ul style="list-style-type: none"> <li>▪ Atalanta Investment Company, Inc.</li> <li>▪ ABC Arbitrage</li> </ul>

## Lead Counsel Participation



\* Contains 16 cases settled by Milberg Weiss Bershad Hynes & Lerach, 7 cases settled by Milberg Weiss Bershad & Schulman, 3 cases settled by Milberg Weiss & Bershad, 1 case settled by Milberg Weiss, and 2 cases settled by Milberg

\*\* Contains 1 case settled by Lerach Coughlin Stoia & Robbins, 12 cases settled by Lerach Coughlin Stoia Geller Rudman & Robbins, and 4 cases settled by Coughlin Stoia Geller Rudman & Robbins

## Lead Counsel Participation

### Most Frequent Lead/Co-Lead Counsel in Top 100 Settlements

	Case Name	Total Settlement Amount	Settlement Year	Lead Counsel
1	Enron Corp.	\$ 7,230,500,000	2007	<ul style="list-style-type: none"> <li>▪ Lerach Coughlin Stoia Geller Rudman &amp; Robbins</li> </ul>
2	WorldCom, Inc.	\$ 6,156,100,670	2005	<ul style="list-style-type: none"> <li>▪ Barrack Rodos &amp; Bacine</li> <li>▪ Bernstein Litowitz Berger &amp; Grossmann</li> </ul>
3	Cendant Corp.	\$ 3,318,250,000	2000	<ul style="list-style-type: none"> <li>▪ Barrack Rodos &amp; Bacine</li> <li>▪ Bernstein Litowitz Berger &amp; Grossmann</li> </ul>
4	Tyco International, Ltd.	\$ 3,200,000,000	2007	<ul style="list-style-type: none"> <li>▪ Grant &amp; Eisenhofer</li> <li>▪ Schiffrin Barroway Topaz &amp; Kessler</li> <li>▪ Milberg Weiss</li> </ul>
5	AOL Time Warner, Inc.	\$ 2,500,000,000	2006	<ul style="list-style-type: none"> <li>▪ Heins Mills &amp; Olson</li> </ul>
6	Nortel Networks Corp. I	\$ 1,142,775,308	2006	<ul style="list-style-type: none"> <li>▪ Milberg Weiss Bershad &amp; Schulman</li> </ul>
7	Royal Ahold, N.V.	\$ 1,100,000,000	2006	<ul style="list-style-type: none"> <li>▪ Entwistle &amp; Cappucci</li> </ul>
8	Nortel Networks Corp. II	\$ 1,074,265,298	2006	<ul style="list-style-type: none"> <li>▪ Bernstein Litowitz Berger &amp; Grossmann</li> </ul>
9	McKesson HBOC Inc.	\$ 1,042,500,000	2008	<ul style="list-style-type: none"> <li>▪ Barrack Rodos &amp; Bacine</li> <li>▪ Bernstein Litowitz Berger &amp; Grossmann</li> </ul>
10	UnitedHealth Group, Inc.	\$ 925,500,000		<ul style="list-style-type: none"> <li>▪ Coughlin Stoia Geller Rudman &amp; Robbins</li> </ul>
11	Xerox Corp.	\$ 750,000,000	2009	<ul style="list-style-type: none"> <li>▪ Berman DeValerio Pease Tabacco Burt &amp; Pucillo</li> <li>▪ Johnson &amp; Perkinson</li> <li>▪ Milberg</li> </ul>
12	Lucent Technologies, Inc.	\$ 667,000,000	2003	<ul style="list-style-type: none"> <li>▪ Bernstein Litowitz Berger &amp; Grossmann</li> <li>▪ Milberg Weiss Bershad Hynes &amp; Lerach</li> </ul>
13	Cardinal Health, Inc.	\$ 600,000,000	2007	<ul style="list-style-type: none"> <li>▪ Lerach Coughlin Stoia Geller Rudman &amp; Robbins</li> </ul>
14	HealthSouth Corp.	\$ 554,000,000	2007	<ul style="list-style-type: none"> <li>▪ Bernstein Litowitz Berger &amp; Grossmann</li> <li>▪ Coughlin Stoia Geller Rudman &amp; Robbins</li> <li>▪ Cunningham, Bounds, Crowder, Brown &amp; Breedlove</li> <li>▪ Labaton Sucharow</li> </ul>
15	BankAmerica Corp.	\$ 490,000,000	2004	<ul style="list-style-type: none"> <li>▪ Abbey Gardy</li> <li>▪ Chitwood &amp; Harley</li> <li>▪ Green Schaaf &amp; Jacobson</li> <li>▪ Stull Stull &amp; Brody</li> </ul>

	Case Name	Total Settlement Amount	Settlement Year	Lead Counsel
16	Merrill Lynch & Co., Inc.	\$ 475,000,000	2009	<ul style="list-style-type: none"> <li>▪ Barrack, Rodos &amp; Bacine</li> <li>▪ Berger &amp; Montague</li> <li>▪ Kaplan Fox &amp; Kilsheimer</li> </ul>
17	Dynergy, Inc.	\$ 474,050,000	2005	<ul style="list-style-type: none"> <li>▪ Lerach Coughlin Stoia Geller Rudman &amp; Robbins</li> </ul>
18	Adelphia Communications Corp.	\$ 460,000,000	2006	<ul style="list-style-type: none"> <li>▪ Abbey Spanier Rodd Abrams &amp; Paradis</li> <li>▪ Kirby McInerney &amp; Squire</li> </ul>
18	Raytheon Company	\$ 460,000,000	2004	<ul style="list-style-type: none"> <li>▪ Milberg Weiss Bershad &amp; Schulman</li> </ul>
20	Waste Management Inc. II	\$ 457,000,000	2003	<ul style="list-style-type: none"> <li>▪ Goodkind Labaton Rudoff &amp; Sucharow</li> </ul>
21	Global Crossing, Ltd.	\$ 447,800,000	2007	<ul style="list-style-type: none"> <li>▪ Grant &amp; Eisenhofer</li> </ul>
22	Qwest Communications International, Inc.	\$ 445,000,000	2009	<ul style="list-style-type: none"> <li>▪ Coughlin Stoia Geller Rudman &amp; Robbins</li> </ul>
23	Federal Home Loan Mortgage Corp. (Freddie Mac)	\$ 410,000,000	2006	<ul style="list-style-type: none"> <li>▪ Barrett &amp; Weber</li> <li>▪ Bernstein Litowitz Berger &amp; Grossmann</li> <li>▪ Waite Schneider Bayless &amp; Chesley</li> </ul>
24	Cendant Corp. (PRIDES)	\$ 374,000,000	2006	<ul style="list-style-type: none"> <li>▪ Kirby McInerney &amp; Squire</li> </ul>
25	Delphi Corp.	\$ 322,350,000	2008	<ul style="list-style-type: none"> <li>▪ Bernstein Litowitz Berger &amp; Grossmann</li> <li>▪ Grant &amp; Eisenhofer</li> <li>▪ Nix, Patterson, &amp; Roach</li> <li>▪ Schiffrin Barroway Topaz &amp; Kessler</li> </ul>
26	Rite Aid Corp.	\$ 319,580,000	2003	<ul style="list-style-type: none"> <li>▪ Berger &amp; Montague</li> <li>▪ Milberg Weiss Bershad Hynes &amp; Lerach</li> </ul>
27	Williams Companies, Inc.	\$ 311,000,000	2007	<ul style="list-style-type: none"> <li>▪ Bernstein Litowitz Berger &amp; Grossmann</li> </ul>
28	General Motors Corp.	\$ 303,000,000	2009	<ul style="list-style-type: none"> <li>▪ Grant &amp; Eisenhofer</li> <li>▪ Labaton Sucharow</li> </ul>
29	Bristol-Myers Squibb Co.	\$ 300,000,000	2004	<ul style="list-style-type: none"> <li>▪ Bernstein Litowitz Berger &amp; Grossmann</li> <li>▪ Berman DeValerio Pease Tabacco Burt &amp; Pucillo</li> </ul>
29	DaimlerChrysler AG	\$ 300,000,000	2003	<ul style="list-style-type: none"> <li>▪ Bernstein Litowitz Berger &amp; Grossmann</li> <li>▪ Barrack Rodos &amp; Bacine</li> <li>▪ Entwistle &amp; Cappucci</li> <li>▪ Grant &amp; Eisenhofer</li> </ul>

	Case Name	Total Settlement Amount	Settlement Year	Lead Counsel
29	Oxford Health Plans, Inc.	\$ 300,000,000	2003	<ul style="list-style-type: none"> <li>▪ Milberg Weiss Bershad Hynes &amp; Lerach</li> <li>▪ Grant &amp; Eisenhofer</li> <li>▪ Chitwood &amp; Harley</li> </ul>
32	El Paso Corp.	\$ 285,000,000	2007	<ul style="list-style-type: none"> <li>▪ Berman DeValerio Pease Tabacco Burt &amp; Pucillo</li> <li>▪ Bernstein Litowitz Berger &amp; Grossmann</li> <li>▪ Labaton Sucharow &amp; Rudoff</li> </ul>
33	Tenet Healthcare Corp.	\$ 281,500,000	2008	<ul style="list-style-type: none"> <li>▪ Lite DePalma Greenberg &amp; Rivas</li> <li>▪ Schiffrin Barroway Topaz &amp; Kessler</li> </ul>
34	3Com Corp.	\$ 259,000,000	2001	<ul style="list-style-type: none"> <li>▪ Barrack Rodos &amp; Bacine</li> <li>▪ Bernstein Litowitz Berger &amp; Grossmann</li> <li>▪ Kaplan Kilsheimer &amp; Fox</li> <li>▪ Milberg Weiss Bershad Hynes &amp; Lerach</li> </ul>
35	Waste Management Inc. I	\$ 220,000,000	1999	<ul style="list-style-type: none"> <li>▪ Abbey Gardy &amp; Squitieri</li> <li>▪ Kirby McInerney &amp; Squire</li> <li>▪ Berger &amp; Montague</li> </ul>
36	Sears, Roebuck & Co.	\$ 215,000,000	2006	<ul style="list-style-type: none"> <li>▪ Milberg Weiss Bershad &amp; Schulman</li> </ul>
37	CMS Energy Corp.	\$ 200,000,000	2007	<ul style="list-style-type: none"> <li>▪ Entwistle &amp; Cappucci</li> <li>▪ Milberg Weiss &amp; Bershad</li> </ul>
38	Safety-Kleen Corp. (Bondholders)	\$ 197,622,944	2006	<ul style="list-style-type: none"> <li>▪ Berger &amp; Montague</li> <li>▪ Pomerantz Haudek Block Grossman &amp; Gross</li> <li>▪ Wechsler Harwood</li> </ul>
39	MicroStrategy, Inc.	\$ 192,500,000	2001	<ul style="list-style-type: none"> <li>▪ Wolf Haldenstein Alder Freeman &amp; Herz</li> <li>▪ Milberg Weiss Bershad Hynes &amp; Lerach</li> </ul>
40	Motorola, Inc.	\$ 190,000,000	2007	<ul style="list-style-type: none"> <li>▪ Lite DePalma Greenberg &amp; Rivas</li> <li>▪ Wolf Popper</li> </ul>
41	Bristol-Myers Squibb Co.	\$ 185,000,000	2006	<ul style="list-style-type: none"> <li>▪ Labaton Sucharow &amp; Rudoff</li> </ul>
42	Dollar General Corp.	\$ 162,000,000	2002	<ul style="list-style-type: none"> <li>▪ Milberg Weiss Bershad Hynes &amp; Lerach</li> <li>▪ Entwistle &amp; Cappucci</li> <li>▪ Grant &amp; Eisenhofer</li> </ul>
43	Brocade Communications Systems, Inc.	\$ 160,098,500	2009	<ul style="list-style-type: none"> <li>▪ Nix, Patterson, &amp; Roach</li> <li>▪ Patton Roberts</li> </ul>

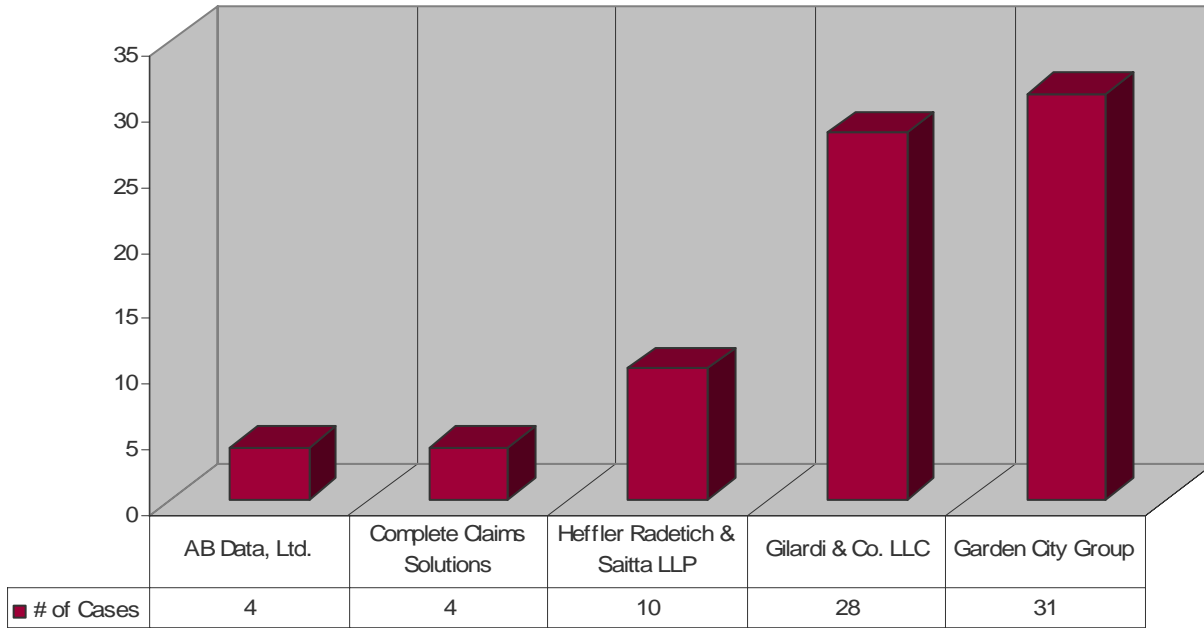
	Case Name	Total Settlement Amount	Settlement Year	Lead Counsel
44	Bennett Funding Group, Inc.	\$ 152,635,000	2003	<ul style="list-style-type: none"> <li>▪ Kirby McInerney &amp; Squire</li> <li>▪ Bernstein Litowitz Berger &amp; Grossmann</li> </ul>
45	AT&T Wireless Tracking Stock	\$ 150,000,000	2006	<ul style="list-style-type: none"> <li>▪ Kirby McInerney &amp; Squire</li> </ul>
45	Broadcom Corp.	\$ 150,000,000	2005	<ul style="list-style-type: none"> <li>▪ Heins Mills &amp; Olson</li> </ul>
47	TXU Corp.	\$ 149,750,000	2005	<ul style="list-style-type: none"> <li>▪ Lerach Coughlin Stoia Geller Rudman &amp; Robbins</li> <li>▪ Provost &amp; Umphrey Law Firm</li> </ul>
48	Sumitomo (Copper Trading) Corp.	\$ 149,250,000	2001	<ul style="list-style-type: none"> <li>▪ Lovell Stewart Halebien</li> </ul>
49	Charter Communications, Inc.	\$ 146,250,000	2005	<ul style="list-style-type: none"> <li>▪ Pomerantz Haudek Block Grossman &amp; Gross</li> </ul>
50	Sunbeam Corp.	\$ 140,995,187	2002	<ul style="list-style-type: none"> <li>▪ Milberg Weiss Bershad Hynes &amp; Lerach</li> <li>▪ Barrack Rodos &amp; Bacine</li> <li>▪ Berger &amp; Montague</li> <li>▪ Wolf Popper</li> </ul>
51	Refco, Inc.	\$ 140,000,000	2007	<ul style="list-style-type: none"> <li>▪ Bernstein Litowitz Berger &amp; Grossmann</li> <li>▪ Grant &amp; Eisenhofer</li> </ul>
52	Biovail Corp.	\$ 138,000,000	2008	<ul style="list-style-type: none"> <li>▪ Bernstein Litowitz Berger &amp; Grossmann</li> <li>▪ Milberg</li> </ul>
53	The Coca-Cola Company	\$ 137,500,000	2008	<ul style="list-style-type: none"> <li>▪ Coughlin Stoia Geller Rudman &amp; Robbins</li> <li>▪ Chitwood Harley Harnes</li> </ul>
53	Electronic Data Systems Corp.	\$ 137,500,000	2006	<ul style="list-style-type: none"> <li>▪ Bernstein Litowitz Berger &amp; Grossmann</li> <li>▪ Lowenstein Sandler</li> </ul>
55	Informix Corp.	\$ 136,500,000	1999	<ul style="list-style-type: none"> <li>▪ Barrack Rodos &amp; Bacine</li> <li>▪ Milberg Weiss Bershad Hynes &amp; Lerach</li> <li>▪ Kaplan Kilsheimer &amp; Fox</li> </ul>
56	Computer Associates International, Inc.	\$ 133,551,000	2003	<ul style="list-style-type: none"> <li>▪ Milberg Weiss Bershad Hynes &amp; Lerach</li> <li>▪ Schiffrin &amp; Barroway</li> <li>▪ Stull Stull &amp; Brody</li> </ul>
57	Doral Financial Corp.	\$ 130,000,000	2007	<ul style="list-style-type: none"> <li>▪ Lerach Coughlin Stoia Geller Rudman &amp; Robbins</li> </ul>
58	Edward D. Jones & Co., L.P.	\$ 127,500,000	2007	<ul style="list-style-type: none"> <li>▪ Stull Stull &amp; Brody</li> <li>▪ Weiss &amp; Lurie</li> <li>▪ Milberg Weiss &amp; Bershad</li> <li>▪ Hulett Harper Stewart</li> <li>▪ Goodin MacBride Squeri Ritchie &amp; Day</li> <li>▪ Blitz Bardgett &amp; Deutsch</li> <li>▪ Stanley, Mandel &amp; Iola</li> </ul>

	Case Name	Total Settlement Amount	Settlement Year	Lead Counsel
59	Mattel, Inc.	\$ 122,000,000	2003	<ul style="list-style-type: none"> <li>▪ Milberg Weiss Bershad Hynes &amp; Lerach</li> <li>▪ Wolf Popper</li> </ul>
60	Lernout & Hauspie Speech Products N.V.	\$ 120,520,000	2005	<ul style="list-style-type: none"> <li>▪ Berman DeValerio Pease Tabacco Burt &amp; Pucillo</li> <li>▪ Cauley Bowman Carney &amp; Williams</li> <li>▪ Shalov Stone &amp; Bonner</li> </ul>
61	Bank One Corp. (First Chicago NBD)	\$ 120,000,000	2005	<ul style="list-style-type: none"> <li>▪ Sussman Watkins &amp; Wylie</li> </ul>
61	Deutsche Telekom AG	\$ 120,000,000	2005	<ul style="list-style-type: none"> <li>▪ Milberg Weiss Bershad &amp; Schulman</li> <li>▪ Bernstein Liebhard &amp; Lifshitz</li> </ul>
61	Conseco, Inc.	\$ 120,000,000	2002	<ul style="list-style-type: none"> <li>▪ Bernstein Litowitz Berger &amp; Grossmann</li> </ul>
64	Mercury Interactive Corp.	\$ 117,500,000	2008	<ul style="list-style-type: none"> <li>▪ Glancy Binkow &amp; Goldberg</li> <li>▪ Labaton Sucharow</li> </ul>
65	The Interpublic Group of Companies, Inc.	\$ 115,000,000	2004	<ul style="list-style-type: none"> <li>▪ Schiffrin &amp; Barroway</li> </ul>
66	Ikon Office Solutions, Inc.	\$ 111,380,000	2000	<ul style="list-style-type: none"> <li>▪ Milberg Weiss Bershad Hynes &amp; Lerach</li> <li>▪ Berger &amp; Montague</li> <li>▪ Keller Rohrback</li> </ul>
67	CVS Corp.	\$ 110,000,000	2005	<ul style="list-style-type: none"> <li>▪ Milberg Weiss Bershad &amp; Schulman</li> <li>▪ Schiffrin &amp; Barroway</li> </ul>
67	DPL Inc. (Federal Class Settlement)	\$ 110,000,000	2003	<ul style="list-style-type: none"> <li>▪ Milberg Weiss Bershad Hynes &amp; Lerach</li> <li>▪ Waite Schneider Bayless &amp; Chesley</li> </ul>
69	Homestore.com, Inc.	\$ 107,421,216	2009	<ul style="list-style-type: none"> <li>▪ Cotchett, Pitre &amp; McCarthy</li> </ul>
70	Prison Realty Trust Inc.	\$ 104,129,480	2001	<ul style="list-style-type: none"> <li>▪ Milberg Weiss Bershad Hynes &amp; Lerach</li> <li>▪ Berman DeValerio &amp; Pease</li> <li>▪ Cauley Geller</li> <li>▪ Girard &amp; Green</li> </ul>
71	Symbol Technologies, Inc.	\$ 102,000,000	2004	<ul style="list-style-type: none"> <li>▪ Bernstein Litowitz Berger &amp; Grossmann</li> <li>▪ Berman DeValerio Pease Tabacco Burt &amp; Pucillo</li> </ul>
72	American Express Financial Advisors	\$ 100,000,000	2007	<ul style="list-style-type: none"> <li>▪ Stull Stull &amp; Brody</li> <li>▪ Milberg Weiss &amp; Bershad</li> <li>▪ Girard Gibbs</li> </ul>
72	AT&T Corp.	\$ 100,000,000	2005	<ul style="list-style-type: none"> <li>▪ Lerach Coughlin Stoia Geller Rudman &amp; Robbins</li> </ul>
72	Honeywell International, Inc.	\$ 100,000,000	2004	<ul style="list-style-type: none"> <li>▪ Lerach Coughlin Stoia &amp; Robbins</li> </ul>

	Case Name	Total Settlement Amount	Settlement Year	Lead Counsel
75	Cisco Systems, Inc.	\$ 99,250,000	2006	<ul style="list-style-type: none"> <li>▪ Lerach Coughlin Stoia Geller Rudman &amp; Robbins</li> <li>▪ Levin Papantonio Thomas Mitchell Echsner &amp; Proctor</li> </ul>
76	Fleming Companies, Inc.	\$ 93,950,000	2005	<ul style="list-style-type: none"> <li>▪ Berger &amp; Montague</li> <li>▪ Susman Godfrey</li> </ul>
77	CIGNA Corp.	\$ 93,000,000	2007	<ul style="list-style-type: none"> <li>▪ Berger &amp; Montague</li> <li>▪ Bernstein Liebhard &amp; Lifshitz</li> </ul>
78	Gemstar-TV Guide International, Inc.	\$ 92,500,000	2005	<ul style="list-style-type: none"> <li>▪ Bernstein Litowitz Berger &amp; Grossmann</li> </ul>
78	Boeing Co.	\$ 92,500,000	2002	<ul style="list-style-type: none"> <li>▪ Milberg Weiss Bershad Hynes &amp; Lerach</li> <li>▪ Hagens &amp; Berman</li> </ul>
80	OM Group, Inc.	\$ 92,400,000	2005	<ul style="list-style-type: none"> <li>▪ Bernstein Litowitz Berger &amp; Grossmann</li> <li>▪ Climaco, Lefkowitz, Peca, Wilcox &amp; Garofoli LPA</li> </ul>
81	New York Life Insurance Co.	\$ 90,000,000	1996	<ul style="list-style-type: none"> <li>▪ Hanzman Criden</li> </ul>
82	Royal Dutch Petroleum Company/The Shell Transport and Trading Company PLC	\$ 89,508,000	2008	<ul style="list-style-type: none"> <li>▪ Bernstein Liebhard &amp; Lifshitz</li> </ul>
83	i2 Technologies, Inc.	\$ 87,750,000	2005	<ul style="list-style-type: none"> <li>▪ Milberg Weiss Bershad &amp; Schulman</li> <li>▪ Johnson &amp; Perkinson</li> <li>▪ Girard Gibbs De Bartolomeo</li> </ul>
84	Legato Systems Inc.	\$ 85,000,000	2002	<ul style="list-style-type: none"> <li>▪ Bernstein Litowitz Berger &amp; Grossmann</li> </ul>
85	FirstEnergy Corp.	\$ 84,900,000	2004	<ul style="list-style-type: none"> <li>▪ Lerach Coughlin Stoia Geller Rudman &amp; Robbins</li> </ul>
86	Converium Holding AG	\$ 84,600,000	2008	<ul style="list-style-type: none"> <li>▪ Bernstein Litowitz Berger &amp; Grossmann</li> <li>▪ Cohen Milstein Hausfeld &amp; Toll</li> <li>▪ Spector Roseman &amp; Kodroff</li> </ul>
87	Real Estate Associates Limited Partnership	\$ 83,000,000	2003	<ul style="list-style-type: none"> <li>▪ Goodkind Labaton Rudoff &amp; Sucharow</li> <li>▪ Chimicles &amp; Tikellis</li> </ul>
88	Aetna Inc.	\$ 82,500,000	2000	<ul style="list-style-type: none"> <li>▪ Milberg Weiss Bershad Hynes &amp; Lerach</li> <li>▪ Savett Frutkin Podell &amp; Ryan</li> <li>▪ Law Offices of Bernard M. Gross</li> </ul>
89	Hanover Compressor Co.	\$ 82,000,000	2007	<ul style="list-style-type: none"> <li>▪ Lerach Coughlin Stoia Geller Rudman &amp; Robbins</li> </ul>
90	Priceline.com, Inc.	\$ 80,000,000	2007	<ul style="list-style-type: none"> <li>▪ Johnson &amp; Perkinson</li> <li>▪ Scott &amp; Scott</li> <li>▪ Stull Stull &amp; Brody</li> </ul>

	Case Name	Total Settlement Amount	Settlement Year	Lead Counsel
90	Xcel Energy, Inc.	\$ 80,000,000	2005	<ul style="list-style-type: none"> <li>▪ Berger &amp; Montague</li> <li>▪ Chestnut &amp; Cambronne</li> </ul>
92	Vesta Insurance Group, Inc.	\$ 79,950,000	2008	<ul style="list-style-type: none"> <li>▪ Milberg Weiss Bershad Hynes &amp; Lerach</li> <li>▪ Labaton Sucharow</li> </ul>
93	Philip Services Corp.	\$ 79,750,000	2007	<ul style="list-style-type: none"> <li>▪ Lowey Dannenberg Bemporad &amp; Selinger</li> <li>▪ Berman DeValerio Pease Tabacco Burt &amp; Pucillo</li> </ul>
94	VeriSign, Inc.	\$ 78,000,000	2007	<ul style="list-style-type: none"> <li>▪ Lerach Coughlin Stoia Geller Rudman &amp; Robbins</li> </ul>
94	Medaphis Corp.	\$ 78,000,000	1998	<ul style="list-style-type: none"> <li>▪ Barrack Rodos &amp; Bacine</li> <li>▪ Berger &amp; Montague</li> <li>▪ Carr Tabb &amp; Pope</li> </ul>
96	The St. Paul Travelers Companies, Inc.	\$ 77,000,000	2008	<ul style="list-style-type: none"> <li>▪ Labaton Sucharow</li> </ul>
97	Krispy Kreme Doughnuts, Inc.	\$ 75,000,000	2007	<ul style="list-style-type: none"> <li>▪ Lerach Coughlin Stoia Geller Rudman &amp; Robbins</li> </ul>
97	Reliant Resources, Inc.	\$ 75,000,000	2006	<ul style="list-style-type: none"> <li>▪ Berman DeValerio Pease Tabacco Burt &amp; Pucillo</li> </ul>
97	Elan Corp., plc	\$ 75,000,000	2005	<ul style="list-style-type: none"> <li>▪ Lerach Coughlin Stoia Geller Rudman &amp; Robbins</li> <li>▪ Pomerantz Haudek Block Grossman &amp; Gross</li> </ul>
97	ImClone Systems Inc.	\$ 75,000,000	2005	<ul style="list-style-type: none"> <li>▪ Milberg Weiss Bershad &amp; Schulman</li> <li>▪ Scott &amp; Scott</li> </ul>
97	Alcatel Alsthom S.A.	\$ 75,000,000	2001	<ul style="list-style-type: none"> <li>▪ Berger &amp; Montague</li> <li>▪ Susman Godfrey</li> <li>▪ Boies Schiler &amp; Flexner</li> <li>▪ Howard Smith &amp; Levin</li> </ul>

## Claims Administration



## Claims Administration

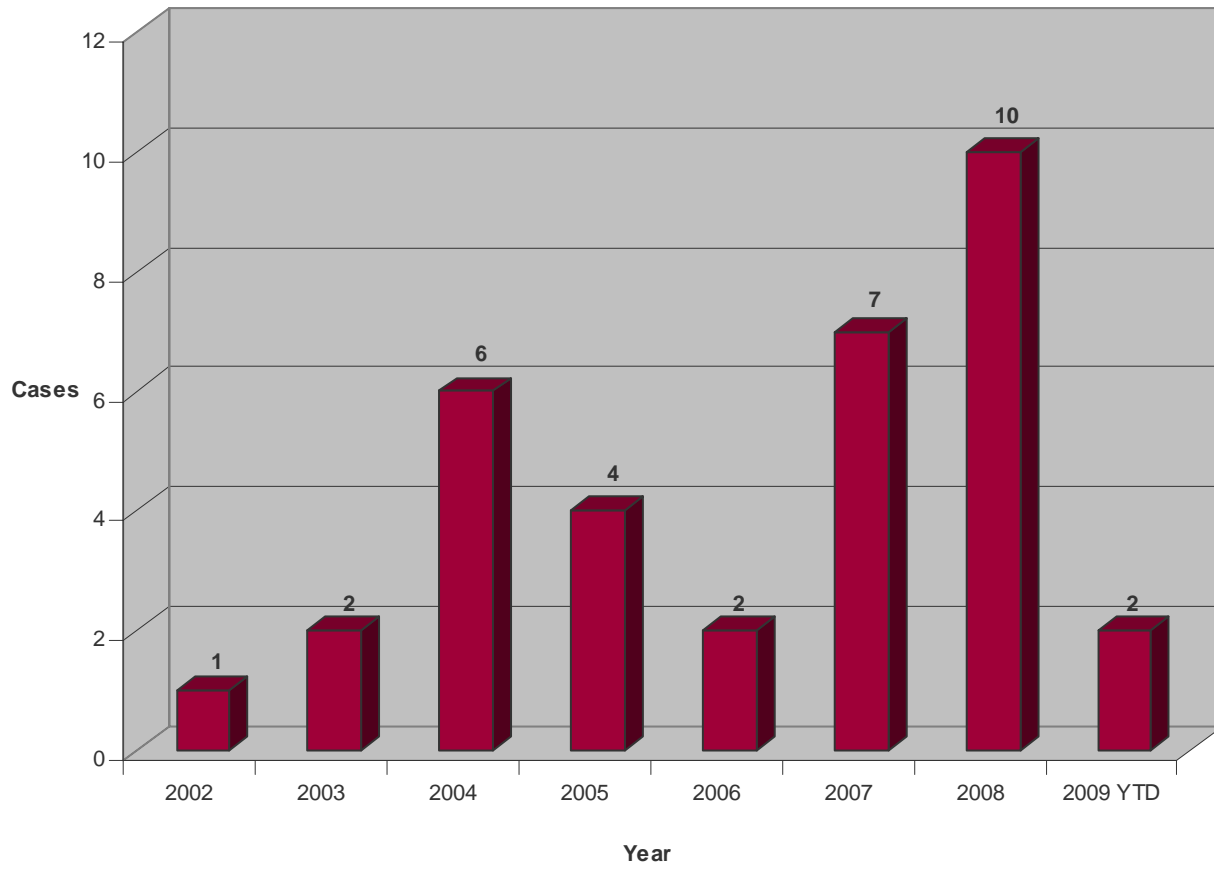
### Most Frequent Claims Administrators in Top 100 Settlements

RANK	Case Name	Total Settlement Amount	Settlement Year	Claims Administrator
1	Enron Corp.	\$ 7,230,500,000	2007	Gilardi & Co. LLC
2	WorldCom, Inc.	\$ 6,156,100,670	2005	Garden City Group
3	Cendant Corp.	\$ 3,318,250,000	2000	Heffler Radetich & Saitta LLP
4	Tyco International, Ltd.	\$ 3,200,000,000	2007	Garden City Group
5	AOL Time Warner, Inc.	\$ 2,500,000,000	2006	Gilardi & Co. LLC
6	Nortel Networks Corp. I	\$ 1,142,775,308	2006	Garden City Group
7	Royal Ahold, N.V.	\$ 1,100,000,000	2006	Garden City Group
8	Nortel Networks Corp. II	\$ 1,074,265,298	2006	Garden City Group
9	McKesson HBOC Inc.	\$ 1,042,500,000	2008	Analytics Inc.
10	UnitedHealth Group, Inc.	\$ 925,500,000	2009	Gilardi & Co. LLC
11	Xerox Corp.	\$ 750,000,000	2009	Gilardi & Co. LLC
12	Lucent Technologies, Inc.	\$ 667,000,000	2003	Garden City Group
13	Cardinal Health, Inc.	\$ 600,000,000	2007	Gilardi & Co. LLC
14	HealthSouth Corp.	\$ 554,000,000	2009	Rust Consulting
15	BankAmerica Corp.	\$ 490,000,000	2004	Heffler Radetich & Saitta LLP
16	Merrill Lynch & Co., Inc.	\$ 475,000,000	2009	Rust Consulting
17	Dynegy, Inc.	\$ 474,050,000	2005	Gilardi & Co. LLC
18	Adelphia Communications Corp.	\$ 460,000,000	2006	Valley Forge Administrators
18	Raytheon Company	\$ 460,000,000	2004	Analytics Inc.
20	Waste Management Inc. II	\$ 457,000,000	2003	Heffler Radetich & Saitta LLP
21	Global Crossing, Ltd.	\$ 447,800,000	2007	Garden City Group
22	Qwest Communications International, Inc.	\$ 445,000,000	2009	Gilardi & Co. LLC
23	Federal Home Loan Mortgage Corp. (Freddie Mac)	\$ 410,000,000	2006	Garden City Group
24	Cendant Corp. (PRIDES)	\$ 374,000,000	2006	Valley Forge Administrators
25	Delphi Corp.	\$ 322,350,000	2008	Garden City Group
26	Rite Aid Corp.	\$ 319,580,000	2003	Gilardi & Co. LLC
27	Williams Companies, Inc.	\$ 311,000,000	2007	Garden City Group
28	General Motors Corp.	\$ 303,000,000	2009	Epiq Systems, Inc.
29	Bristol-Myers Squibb Co.	\$ 300,000,000	2004	Garden City Group
29	DaimlerChrysler AG	\$ 300,000,000	2003	Garden City Group
29	Oxford Health Plans, Inc.	\$ 300,000,000	2003	Garden City Group
32	El Paso Corp.	\$ 285,000,000	2007	AB Data, Ltd.
33	Tenet Healthcare Corp.	\$ 281,500,000	2008	Garden City Group
34	3Com Corp.	\$ 259,000,000	2001	Gilardi & Co. LLC
35	Waste Management Inc. I	\$ 220,000,000	1999	Heffler Radetich & Saitta LLP
36	Sears, Roebuck & Co.	\$ 215,000,000	2006	Garden City Group
37	CMS Energy Corp.	\$ 200,000,000	2007	Garden City Group
38	Safety-Kleen Corp. (Bondholders)	\$ 197,622,944	2006	Heffler Radetich & Saitta LLP
39	MicroStrategy, Inc.	\$ 192,500,000	2001	Gilardi & Co. LLC

RANK	Case Name	Total Settlement Amount	Settlement Year	Claims Administrator
40	Motorola, Inc.	\$ 190,000,000	2007	Complete Claims Solutions
41	Bristol-Myers Squibb Co.	\$ 185,000,000	2006	Garden City Group
42	Dollar General Corp.	\$ 162,000,000	2002	Garden City Group
43	Brocade Communications Systems, Inc.	\$ 160,098,500	2009	Epiq Systems, Inc.
44	Bennett Funding Group, Inc.	\$ 152,635,000	2003	Garden City Group
45	AT&T Wireless Tracking Stock	\$ 150,000,000	2006	Gilardi & Co. LLC
45	Broadcom Corp.	\$ 150,000,000	2005	Gilardi & Co. LLC
47	TXU Corp.	\$ 149,750,000	2005	Gilardi & Co. LLC
48	Sumitomo (Copper Trading) Corp.	\$ 149,250,000	2001	ACS Financial Securities Services
49	Charter Communications, Inc.	\$ 146,250,000	2005	Berdon LLP
50	Sunbeam Corp.	\$ 140,995,187	2002	ACS Financial Securities Services
51	Refco, Inc.	\$ 140,000,000	2007	Garden City Group
52	Biovail Corp.	\$ 138,000,000	2008	Complete Claims Solutions
53	The Coca-Cola Company	\$ 137,500,000	2008	Gilardi & Co. LLC
53	Electronic Data Systems Corp.	\$ 137,500,000	2006	Poorman-Douglas
55	Informix Corp.	\$ 136,500,000	1999	Heffler Radetich & Saitta LLP
56	Computer Associates International, Inc.	\$ 133,551,000	2003	Gilardi & Co. LLC
57	Doral Financial Corp.	\$ 130,000,000	2007	Gilardi & Co. LLC
58	Edward D. Jones & Co., L.P.	\$ 127,500,000	2007	Edward D. Jones & Co., L.P.
59	Mattel, Inc.	\$ 122,000,000	2003	Gilardi & Co. LLC
60	Lernout & Hauspie Speech Products N.V.	\$ 120,520,000	2005	AB Data, Ltd.
61	Bank One Corp. (First Chicago NBD)	\$ 120,000,000	2005	Strategic Claims Services
61	Deutsche Telekom AG	\$ 120,000,000	2005	Garden City Group
61	Conseco, Inc.	\$ 120,000,000	2002	Poorman-Douglas
64	Mercury Interactive Corp.	\$ 117,500,000	2008	Complete Claims Solutions
65	The Interpublic Group of Companies, Inc.	\$ 115,000,000	2004	Garden City Group
66	Ikon Office Solutions, Inc.	\$ 111,380,000	2000	Gilardi & Co. LLC
67	CVS Corp.	\$ 110,000,000	2005	Garden City Group
67	DPL Inc. (Federal Class Settlement)	\$ 110,000,000	2003	Fifth Third Bank
69	Homestore.com, Inc.	\$ 107,421,216	2009	Rust Consulting Group
70	Prison Realty Trust Inc.	\$ 104,129,480	2001	Gilardi & Co. LLC
71	Symbol Technologies, Inc.	\$ 102,000,000	2004	AB Data, Ltd.
72	American Express Financial Advisors	\$ 100,000,000	2007	Garden City Group
72	AT&T Corp.	\$ 100,000,000	2005	Gilardi & Co. LLC
72	Honeywell International, Inc.	\$ 100,000,000	2004	Gilardi & Co. LLC
75	Cisco Systems, Inc.	\$ 99,250,000	2006	Gilardi & Co. LLC
76	Fleming Companies, Inc.	\$ 93,950,000	2005	Heffler Radetich & Saitta LLP
77	CIGNA Corp.	\$ 93,000,000	2007	Heffler Radetich & Saitta LLP
78	Gemstar-TV Guide International, Inc.	\$ 92,500,000	2005	Garden City Group
78	Boeing Co.	\$ 92,500,000	2002	Gilardi & Co. LLC
80	OM Group, Inc.	\$ 92,400,000	2005	Garden City Group
81	New York Life Insurance Co.	\$ 90,000,000	1996	Hanzman Criden Korge & Chaykin
82	Royal Dutch Petroleum Company/The Shell Transport and Trading Company PLC	\$ 89,508,000	2008	RCB Fund Services LLC (Breedon Co.)

RANK	Case Name	Total Settlement Amount	Settlement Year	Claims Administrator
83	i2 Technologies, Inc.	\$ 87,750,000	2005	Gilardi & Co. LLC
84	Legato Systems Inc.	\$ 85,000,000	2002	Garden City Group
85	FirstEnergy Corp.	\$ 84,900,000	2004	Gilardi & Co. LLC
86	Converium Holding AG	\$ 84,600,000	2008	Garden City Group
87	Real Estate Associates Limited Partnership	\$ 83,000,000	2003	Complete Claims Solutions
88	Aetna Inc.	\$ 82,500,000	2000	Rudolph Palitz
89	Hanover Compressor Co.	\$ 82,000,000	2007	Gilardi & Co. LLC
90	Priceline.com, Inc.	\$ 80,000,000	2007	Strategic Claims Services
90	Xcel Energy, Inc.	\$ 80,000,000	2005	Analytics Inc.
92	Vesta Insurance Group, Inc.	\$ 79,950,000	2008	Garden City Group
93	Philip Services Corp.	\$ 79,750,000	2007	Berdon LLP
94	VeriSign, Inc.	\$ 78,000,000	2007	Gilardi & Co. LLC
94	Medaphis Corp.	\$ 78,000,000	1998	Heffler Radetich & Saitta LLP
96	The St. Paul Travelers Companies, Inc.	\$ 77,000,000	2008	Garden City Group
97	Krispy Kreme Doughnuts, Inc.	\$ 75,000,000	2007	Gilardi & Co. LLC
97	Reliant Resources, Inc.	\$ 75,000,000	2006	AB Data, Ltd.
97	Elan Corp., plc	\$ 75,000,000	2005	Berdon LLP
97	ImClone Systems Inc.	\$ 75,000,000	2005	Garden City Group
97	Alcatel Alsthom S.A.	\$ 75,000,000	2001	Heffler Radetich & Saitta LLP

## Top 30 SEC Disgorgements



## Top 30 SEC Disgorgements

Cases Listed in Top 30 Disgorgements Categorized By Settlement Year

RANK	Case Name	Total Settlement Amount	Settlement Year
1	American International Group, Inc. (SEC)	\$ 800,000,000	2008
2	WorldCom, Inc. (SEC)	\$ 750,000,000	2003
3	Enron Corp. (SEC)	\$ 450,000,000	2008
4	Banc of America Capital Management, LLC (SEC)	\$ 375,000,000	2007
5	Federal National Mortgage Association (Fannie Mae) (SEC)	\$ 350,000,001	2007
6	Invesco Funds (SEC)	\$ 325,000,000	2008
7	Time Warner, Inc. (SEC)	\$ 308,000,000	2005
8	Salomon Smith Barney, Inc. (SEC)	\$ 300,000,000	2003
9	Qwest Communications International Inc. (SEC Fair Fund)	\$ 252,869,388	2006
10	Alliance Capital Management L.P. (SEC)	\$ 250,000,000	2008
10	Bear Stearns (SEC)	\$ 250,000,000	2008
10	PBHG Mutual Funds (SEC)	\$ 250,000,000	2004
13	NYSE Specialist Firms (SEC)	\$ 247,557,023	2004
14	Massachusetts Financial Services Co. (SEC)	\$ 225,629,143	2007
15	Computer Associates International, Inc. (CRIMINAL)	\$ 225,000,000	2005
16	SEC Analyst Suit 2 - Citigroup Global Markets f/k/a Salomon Smith Barney	\$ 157,500,000	2005
17	Putnam Investment Management, LLC (SEC)	\$ 153,524,387	2007
18	Bristol-Myers Squibb Company (SEC)	\$ 150,000,001	2004
19	AOL Time Warner, Inc. (SEC)	\$ 150,000,000	2006
20	Columbia Funds (SEC)	\$ 140,000,000	2007
21	Royal Dutch Petroleum / Shell Transport (SEC)	\$ 120,000,000	2008
22	Janus Capital Management LLC (SEC)	\$ 100,000,000	2008
22	HealthSouth Corp. (SEC)	\$ 100,000,000	2007
22	Capital Consultants, LLC (SEC)	\$ 100,000,000	2002
25	SEC Analyst Suit 3 - Credit Suisse First Boston	\$ 75,000,000	2005
25	Edward D. Jones & Co. (SEC)	\$ 75,000,000	2004
27	Knight Securities, L.P. (SEC)	\$ 66,841,732	2004
28	Vivendi Universal, S.A. (SEC)	\$ 51,268,151	2004
29	MBIA, Inc. (SEC)	\$ 50,000,001	2008
30	Adelphia Communications Corp. (SEC) (2005) (Deloitte & Touche)	\$ 50,000,000	2009
30	McAfee, Inc. (SEC)	\$ 50,000,000	2009
30	Franklin Advisers, Inc. (SEC)	\$ 50,000,000	2008
30	AIM Advisors, Inc. / AIM Distributors, Inc. (SEC)	\$ 50,000,000	2008
30	Banc One Investment Advisors Corp. (SEC)	\$ 50,000,000	2007

\*\*\* "Total Settlement Amount" reflects the sum of disgorgement and civil penalties in settlements reached with the U.S. Securities and Exchange Commission.

\*\*\* Settlements that have the same amount are given the same ranking.

\*\*\* To be eligible for the Top 30 SEC Disgorgements, the Distribution Plan for the distribution of the Fair Fund must have been approved by the SEC.

Copyright © 2009 by RiskMetrics Group. All rights reserved. No part of this publication may be reproduced or transmitted in any form or by any means, electronic or mechanical, including photocopy, recording, or any information storage and retrieval system, without permission in writing from the publisher. Requests for permission to make copies of any part of this work should be sent to: RiskMetrics Group Marketing Department One Chase Manhattan Plaza, 44th Floor, New York, NY 10005 RiskMetrics Group is a trademark used herein under license.